



New Students' Email Activation Instructions

Dear student,

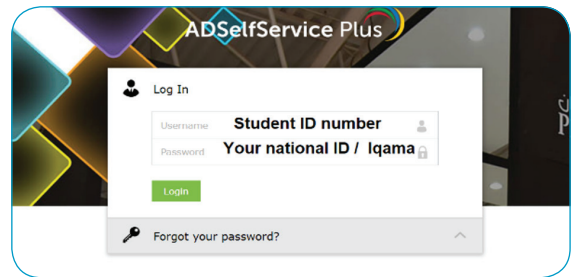
A new personal email has been created for each student by Prince Sultan University. To activate your email, please follow the steps below:

First: Update the password

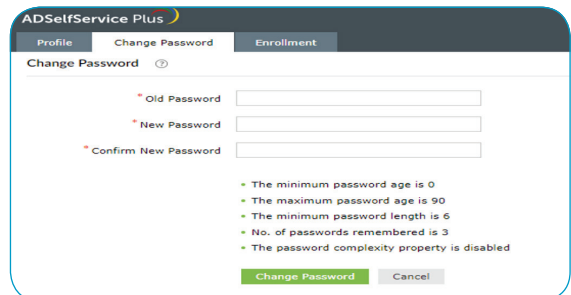
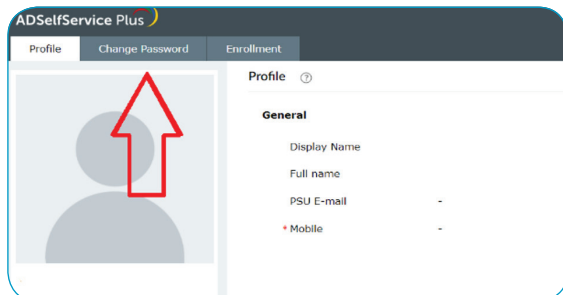
To update your password please visit the link <https://myaccount.psu.edu.sa> and login by using the following info

Username: your student ID

The password: your national ID/Iqama Number



After you login to the link, choose the change password option and from there you can update your password.



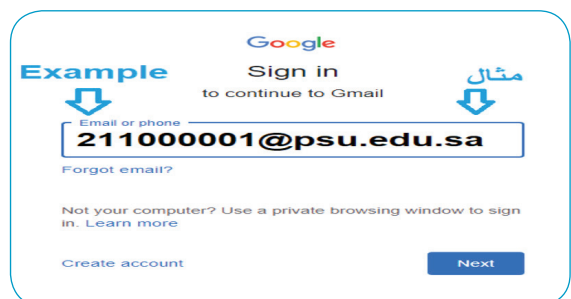
Second: Login to the PSU Email

After updating your password through the link above, go to **GMAIL** web side and login to your email using the below information:

Email address: **your student ID@psu.edu.sa** and use the new password that you created.

For example: If the student's university ID is **211000001**

The student's email is **211000001@psu.edu.sa**.



- Your email address, which was created by the University, is the official form of communication between students and the University.
- Students' attendance will be taken from the start of the semester.

Remember: The password must be updated every 3 month